

San Luis Coastal Unified School District Bishop's Peak Elementary School

Grades
Kindergarten through Sixth



Donald J. Nicholson
Principal

451 Jaycee Drive
San Luis Obispo, CA 93405
(805) 596-4030
Fax: (805) 544-9308
E-mail: dnichols@slcusd.org

2002-03 School Accountability Report Card

DISTRICT OFFICE

1500 Lizzie Street
San Luis Obispo, CA 93401
(805) 549-1200
Fax: (805) 549-9074
E-mail: district@slcusd.org
Web: www.slcusd.org

Steven M. Ladd, Ed.D
Superintendent

Edward T. Valentine, Ed.D
Assistant Superintendent,
Educational Services

Russell Miller
Assistant Superintendent,
Business Services

BOARD OF TRUSTEES

Walter Millar, President
Marilyn Rodger, Clerk
Patricia Andreen, Member
Caroline Botwin, Member
Andrew Marinello, Member
Glenn Oelker, M.D., Member
Chris Ungar, Member

CONTENTS

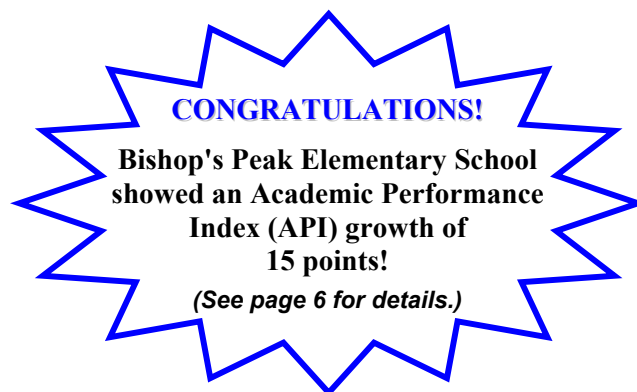
- School Description & Mission Statement
- Demographic Information
- Parent Involvement
- Quality of Instruction & Leadership
- School Programs & Practices
- Textbooks & Instructional Materials
- Instructional Minutes
- Minimum Days
- Class Size
- Teacher Credential Information
- Teacher Evaluations
- Substitute Teachers
- Professional Development
- School Safety Plan
- School Facilities
- Suspensions & Expulsions
- Student Achievement/Testing
- Salary & Budget Comparison
- Expenditures & Services Funded

SCHOOL DESCRIPTION AND MISSION STATEMENT

Bishop's Peak Elementary School is home to some of the finest young minds in San Luis Obispo. Our school is dedicated to academic excellence and achievement. We are committed to nurturing the intellectual, physical, social, and emotional capacities of every student. We strive to make all students life-long learners who will positively contribute to our diverse society. The school's experienced and dedicated staff, along with the committed and involved parent population, work together to create academic excellence.

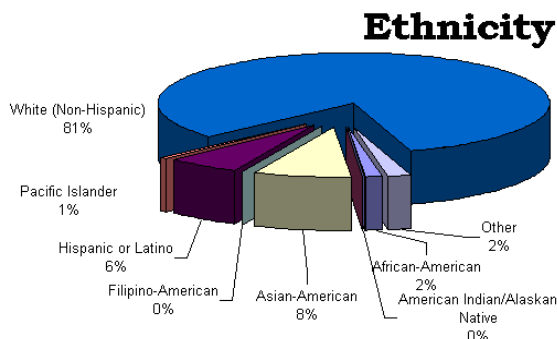
Our Mission Statement is: "The Bishop's Peak

School community (students, parents, staff, and society) share a commitment to provide rich, varied learning opportunities for all students to grow intellectually, socially, emotionally, and creatively. Our vision is to empower our students to become lifelong learners and contributors to the global community."



DEMOGRAPHIC INFORMATION

Bishop's Peak Elementary School serves grades K through 6. Total enrollment for 2002-03, as of California Basic Educational Data System (CBEDS) day, was 300. The student ethnic demographics for the 2002-03 school year is as follows:



OPPORTUNITIES FOR PARENTAL INVOLVEMENT

We encourage and appreciate parental involvement. Opportunities for parental and community involvement include participation on School Site Council and PTA. Parents help in every classroom, drive on fieldtrips, chaperone study trips, and are very active in other school support activities, such as the Variety Show, Carnival, and March-A-Thon. For further information on parental involvement, please contact Marilyn Fuller (School Secretary) or Donald Nicholson (Principal) at (805) 596-4030.

QUALITY OF INSTRUCTION AND LEADERSHIP

The Bishop's Peak School Improvement Plan combines the District's mission statement, beliefs, values, and policies and site-based procedures and activities into a unified document that puts a high priority on quality of instruction and leadership. Bishop's Peak is a California Distinguished School. Our 2003 API (Academic Performance Index) is 879. Each year our parents express high regard for the school's academic program in the annual survey. In addition to high quality standards-based instruction in every classroom, we have developed a variety of programs to support special student populations. Students with exceptional needs are placed in the least restrictive environment. Second language learners receive extra instruction daily and are assessed annually to determine their progress and placement. Extra instruction is provided within the school day and after school for all students below grade level. All staff is continually focused on quality instruction.

SCHOOL PROGRAMS AND PRACTICES THAT PROMOTE A POSITIVE LEARNING ENVIRONMENT

Bishop's Peak Elementary School promotes a positive learning environment by creating a safe and caring climate that supports the needs of every student. Our teachers, counselor, and all other staff members are trained in conflict management. We provide specific programs for our English Learners, accelerated learners, low readers, and students with social issues. We offer enrichment classes in the areas of art, dance, intramural sports, chess, and band, and host multiple performances by a wide variety of artists. Students have the opportunity to express themselves through student government, variety shows, musicals, and technology presentations. We strive to meet the needs of the whole child.

QUALITY AND CURRENCY OF TEXTBOOKS AND OTHER INSTRUCTIONAL MATERIALS

A priority of the district is to supply staff and students with high quality textbooks and instructional materials. A district committee composed of teachers, parents, and students selected State-adopted standards-based textbooks which were purchased to be used beginning in 2003-04 in the following areas: K-12 reading/language arts and 4-5 science. The ratio of textbooks per pupil is one textbook to each student.

INSTRUCTIONAL MINUTES

The California Education Code establishes a required number of minutes per year for each grade. The table below compares the number of instructional minutes offered at the school level to the state requirement for each grade for the 2002-03 school year.

Bishop's Peak Elementary School		
Grade Level	Instructional Minutes Offered	State Requirement
K	36,000	36,000
1-3	50,700	50,400
4-6	54,000	54,000

TOTAL NUMBER OF MINIMUM DAYS

Bishop's Peak Elementary School had a total of twelve (12) minimum days during the 2002-03 school year.

CLASS SIZE

San Luis Coastal Unified School District has completed class size reduction of 20:1 in all grade levels K-3. Currently, this is the maximum number of elementary grade levels for which the state provides funding for class size reduction. In the district, average elementary class size was 23.34. At Bishop's Peak Elementary School, actual class size varied from a low of 18 to a high of 32. The actual student/teacher ratio for Bishop's Peak Elementary School was 21.7.

TEACHER CREDENTIAL INFORMATION

The chart below reflects a credentialing comparison for Bishop's Peak Elementary School over a three-year period:

	2000-01	2001-02	2002-03
Total Number of Teachers	21	16	17
Full Credential (fully credentialed and teaching in subject area)	21	16	17
Teaching Outside Subject Area (fully credentialed but teaching outside subject area)	0	0	0
Emergency Credential (includes District Internship, University Internship, Pre-Interns and Emergency Permits)	0	0	0
Teachers with Waivers (does not have credential and does not qualify for an Emergency Permit)	0	0	0

TEACHER EVALUATIONS

All probationary and temporary teachers participate in a full evaluation process, which includes setting goals and a variety of observations, conferences, and continuous feedback. Tenured teachers receive a formal evaluation every other year but set goals and have conferences regarding instructional improvement on an annual basis.

SUBSTITUTE TEACHERS

San Luis Coastal Unified School District is able to recruit and retain qualified substitute teachers for all areas of the curriculum. There is difficulty in providing adequate coverage on those days when there are county-wide staff development programs which affect the pool of available substitutes in the entire area. Ninety percent of substitutes hold a full teaching credential. The remaining ten percent are in a credential program and hold an emergency credential.

PROFESSIONAL DEVELOPMENT

With the adoption of new textbooks for K-12 reading/language arts, trainer-of-trainer professional development was begun in Spring 2003. K-6 grade-level leads were trained by the publisher, Houghton Mifflin, in the new *Reading California* program. Teachers in 7-12 participated in workshops put on by the publisher, McDougal Littell, on effective instructional strategies for using the newly-adopted *Language of Literature* materials.

Houghton Mifflin Discovery Works science books were adopted in grades 4 and 5. Teachers participated in professional development from the publisher in effective methods for using these newly-adopted instructional materials.

In Educational Technology, school site staff participated in effective instructional uses of technology through a professional development program supported by the Ed Tech Grant 4-8, Eisenhower funds, and the Enhancing Education Through Technology formula grant. Secondary teachers were supported through the Digital High School Grant. Teachers are implementing technology in their classrooms as an instructional tool. All district libraries are equipped with computers, printers, scanners, and projectors. Many teachers have completed or are working on their CTAP certifications.

NUMBER OF PROFESSIONAL DEVELOPMENT DAYS		
2000-01	2001-02	2002-03
3 days	3 days	3 days

SCHOOL SAFETY PLAN

Bishop's Peak Comprehensive School Safety Plan includes the following key elements: School Characteristics, Physical Environment, Social Environment, School Culture, Crime Data, Critical Incident Response, and Emergency Response Plan. The school's Safety Plan was last updated in June 2003 and was reviewed with staff in August 2003.

SCHOOL FACILITIES

Installation of an upgraded computer program allows for a prioritization of work according to safety, time requirements, and budget demands and allows the district to plan for scheduled preventative maintenance.



There has been a recent completed rehabilitation of many facilities as part of the Measure A Building Program, which began in 1996. Facilities are in very good shape.

Maintenance workers can be radioed for immediate response to an emergency and include an in-house electrician, plumber, heating/air conditioning technician, carpenter, painter, roofer, and locksmith.

The Transportation Department provides home-to-school bus services for 30 Bishop's Peak students, as well as field trip services. Parent Pay Transportation was implemented for home to school during the 2001-02 school year and successfully continues to present.

The district classrooms and restrooms are cleaned every day. During breaks, floors, walls, desks and windows are scrubbed down to welcome students returning for the new school year. Each school has at least one assigned custodian, while larger complexes have more custodians.

The Grounds Department maintain a regular mowing and grounds care schedule, playing fields are being closed one month each summer for upgrade and renovations. All playground equipment is inspected on a monthly basis for safety. Since 1996, there have been added three new baseball fields, three new softball fields, and additional landscaping and irrigation at 13 schools. Integrated Pest Management practices continue to be followed.

All schools have adequate teaching and support spaces to support learning. Library-media centers, physical education, and recreation spaces are satisfactory.

Below is a chart of the classroom usage at Bishop's Peak Elementary School:

BISHOP'S PEAK ELEMENTARY		
No. Rooms	Type	
2	Kindergarten	
11	1-6 th	
1.5	Computer	
.5	Music	
1	RSP	
.5	Art/Science	
1.5	Daycare	
1	Vacant	
19	TOTAL	
	13	K-6 th
	5	Special Use
	1	Vacant

SUSPENSIONS AND EXPULSIONS

The number of suspensions and expulsions is the total number of incidents. The rate of suspensions and expulsions is the total number of incidents divided by the school's California Basic Educational Data System (CBEDS) total enrollment for the given year. Since San Luis Coastal is a unified school district, a comparison between a particular type of school (elementary, middle, high) and the district average may be misleading. Therefore, the below chart shows a comparison of data with the district-wide average for the same type of school — which, in this case, would be at the elementary school level only.

	Bishop's Peak Elementary School			District (elementary only)		
	00-01	01-02	02-03	00-01	01-02	02-03
Suspensions (number)	6	14	8	167	109	172
Suspensions (rate)	1.69%	4.20%	2.7%	3.88%	3.06%	4.5%
Expulsions (number)	0	0	0	0	0	0
Expulsions (rate)	0%	0%	0%	0%	0%	0%

STUDENT ACHIEVEMENT

I. Standardized Testing and Reporting (STAR)

Through the STAR Program, students in grades 2-11 are tested annually in various subject areas. Currently, the STAR program includes (a) California Standards Tests (CST) in English Language Arts and Mathematics in grades 2-11, and Science and History-Social Science in grades 9-11; and (b) the Stanford Achievement Test, Ninth Edition (Stanford 9), which tests Reading, Language, Mathematics (grades 2-11), Spelling (grades 2-8), and Science and History-Social Science (grades 9-11 only).



(a) California Standards Test (CST)

The California Standards Tests show how well students are doing in relation to the state content standards. Student scores are reported as performance levels. The five performance levels are Advanced (exceeds state standards), Proficient (meets standards), Basic (approaching standards), Below Basic (below standards), and Far Below Basic (well below standards). Students scoring at the Proficient or Advanced level have met state standards in that content area. NOTE: Performance levels were first implemented in 2000-01 for reading and in 2001-02 for mathematics.

CALIFORNIA STANDARDS TESTS (CST) ENGLISH LANGUAGE ARTS (ELA) (percentage of students achieving at the Proficient or Advanced performance level — meeting or exceeding the state standard)									
Grade Level	Bishop's Peak Elementary			District			State		
	00-01	01-02	02-03	00-01	01-02	02-03	00-01	01-02	02-03
2	64	67	74	53	55	56	32	32	36
3	75	72	84	56	56	59	30	34	33
4	61	77	61	63	64	65	33	36	39
5	61	50	86	60	56	59	28	31	36
6	61	68	58	57	62	62	31	30	36

CALIFORNIA STANDARDS TESTS (CST) ELA SUBGROUPS (more than 10 students per grade level with test results) (percentage of students achieving at the Proficient or Advanced performance level — meeting or exceeding the state standard)						
Grade Level	Male	Female	English Learner	Fluent	Economically Disadvantaged	Non-Economically Disadvantaged
2	75	72	—	74	—	81
3	75	95	—	85	—	89
4	69	55	—	64	—	65
5	—	85	—	86	—	84
6	63	52	—	59	—	65

CALIFORNIA STANDARDS TESTS (CST)									
MATHEMATICS									
(percentage of students achieving at the Proficient or Advanced performance level — meeting or exceeding the state standard)									
Grade Level	Bishop's Peak Elementary			District			State		
	00-01	01-02	02-03	00-01	01-02	02-03	00-01	01-02	02-03
2	—	83	92	—	69	76	—	43	53
3	—	74	85	—	60	68	—	38	46
4	—	68	61	—	66	65	—	37	45
5	—	58	71	—	58	62	—	29	35
6	—	65	56	—	68	66	—	32	34

CALIFORNIA STANDARDS TESTS (CST)						
MATHEMATICS SUBGROUPS (more than 10 students per grade level with test results)						
(percentage of students achieving at the Proficient or Advanced performance level — meeting or exceeding the state standard)						
Grade Level	Male	Female	English Learner	Fluent	Economically Disadvantaged	Non-Economically Disadvantaged
2	94	89	—	91	—	91
3	75	100	—	85	—	89
4	75	52	—	69	—	71
5	—	69	—	71	—	74
6	67	43	—	57	—	65

- (b) California Achievement Test, Sixth Edition (CAT/6)
 Reading and mathematics results from the CAT/6 test are reported for each grade level as the percentage of tested students scoring at or above the 50th percentile (the national average). School results are compared to results at the district and state levels.

CAT/6									
READING									
(percentage of students scoring at or above the 50 th percentile)									
Grade Level	Bishop's Peak Elementary			District			State		
	00-01	01-02	02-03	00-01	01-02	02-03	00-01	01-02	02-03
2	81	85	84	74	76	68	51	53	46
3	95	83	85	76	75	64	46	47	34
4	84	91	76	75	81	61	47	49	35
5	77	65	64	79	73	68	45	46	40
6	75	79	74	76	79	73	47	48	45

CAT/6						
READING SUBGROUPS (more than 10 students per grade level with test results)						
(percentage of students scoring at or above the 50 th percentile)						
Grade Level	Male	Female	English Learner	Fluent	Economically Disadvantaged	Non-Economically Disadvantaged
2	81	89	—	83	—	84
3	78	95	—	85	—	85
4	69	82	—	81	—	81
5	—	62	—	64	—	65
6	74	74	—	76	—	80

CAT/6 MATHEMATICS (percentage of students scoring at or above the 50 th percentile)									
Grade Level	Bishop's Peak Elementary			District			State		
	00-01	01-02	02-03	00-01	01-02	02-03	00-01	01-02	02-03
2	78	92	94	78	83	80	58	62	57
3	98	91	91	79	79	74	59	62	52
4	78	86	63	78	81	67	54	58	48
5	84	69	90	82	76	75	54	57	49
6	85	87	76	81	88	80	57	60	51

CAT/6 MATHEMATICS SUBGROUPS (more than 10 students per grade level with test results) (percentage of students scoring at or above the 50 th percentile)						
Grade Level	Male	Female	English Learner	Fluent	Economically Disadvantaged	Non-Economically Disadvantaged
2	94	94	—	94	—	95
3	84	100	—	90	—	93
4	71	57	—	69	—	71
5	—	92	—	90	—	89
6	81	70	—	78	—	88

II. Academic Performance Index (API)

The API is a score on a scale of 200 to 1000 that annually measures the academic performance and progress of individual schools in California. API criteria are subject to change as new legislation is enacted into law. More detailed and current information about the API and public school accountability in California can be found at the California Department of Education website at <http://api.cde.ca.gov/> or by speaking with the school principal. The current statewide goal for all schools is 800. Annual interim targets are set for each school.

Bishop's Peak Elementary School SCHOOLWIDE API							
	API Base Data				API Growth Data		
	2000	2001	2002		2000-01	2001-02	2002-03
Percentage Tested	100	100	100	Percentage Tested	100	100	100
Base API Score	858	864	864	Growth API Score	872	861	879
Growth Target	#	#	#	Actual Growth	14	-3	15
Statewide Rank	10	10	10				
Similar Schools Rank	9	7	7				

= No Growth Target is established because the school scored at or above the Statewide Performance Target of 800.

ADEQUATE YEARLY PROGRESS (AYP)

The federal No Child Left Behind Act (NCLB) requires that all students perform at or above the proficient level on the state's standards-based assessments by 2014. In order to achieve this goal and meet annual performance objects, districts and schools must improve each year, beginning with the 2002-03 school year, according to set requirements. The following data shows whether all groups of students at Bishop's Peak Elementary School made Adequate Yearly Progress (AYP).

	Bishop's Peak Elementary School			District		
	00-01	01-02	02-03	00-01	01-02	02-03
All Students	---	---	Yes	---	---	Yes
African American	---	---	N/A	---	---	N/A
American Indian or Alaska Native	---	---	N/A	---	---	N/A
Asian	---	---	N/A	---	---	Yes
Filipino	---	---	N/A	---	---	N/A
Hispanic or Latino	---	---	N/A	---	---	Yes
Pacific Islander	---	---	N/A	---	---	N/A
White (not Hispanic)	---	---	Yes	---	---	Yes
Socioeconomically Disadvantaged	---	---	N/A	---	---	Yes
English Learners	---	---	N/A	---	---	Yes
Students with Disabilities	---	---	N/A	---	---	No

CALIFORNIA FITNESS TEST

The percentage of Bishop's Peak Elementary School students meeting fitness standards (scoring in the healthy fitness zone on all six fitness standards) is as follows:

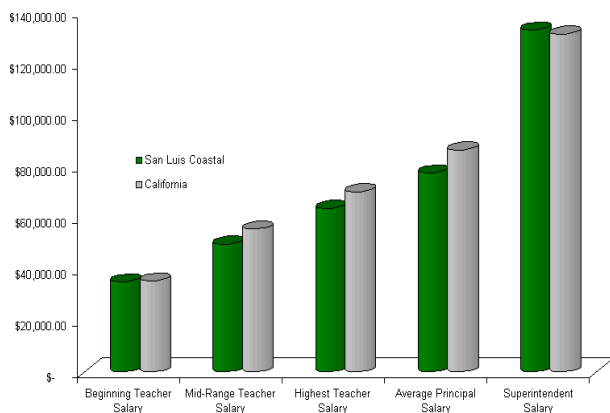


CALIFORNIA FITNESS TEST									
Grade Level	Bishop's Peak Elementary			District			State		
	Total	Male	Female	Total	Male	Female	Total	Male	Female
5	57.1	—	53.8	53.6	50.9	56.2	23.8	22.3	25.2

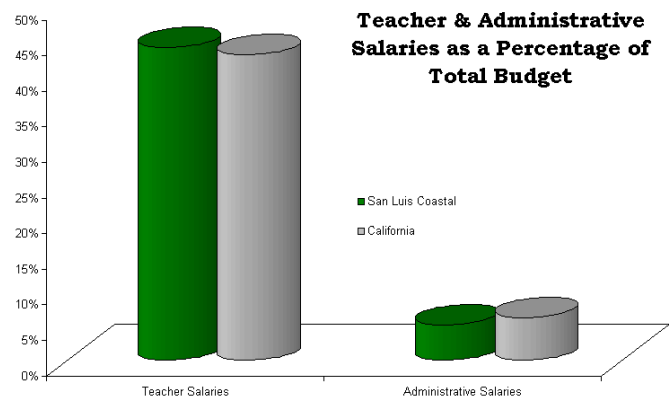
AVERAGE SALARIES (FISCAL YEAR 2001-02)

Average Salary uses the statewide data category used for comparison by type and size of district (from Management Bulletin 01-02).

Average Salaries



Teacher & Administrative Salaries as a Percentage of Total Budget



ADDITIONAL COMPENSATION FOR ADMINISTRATORS

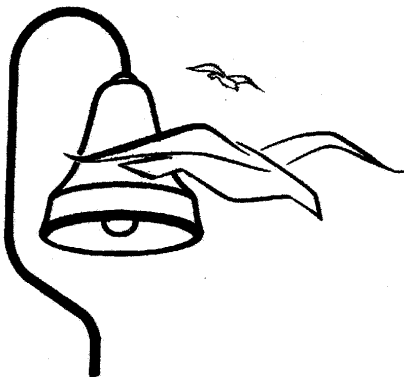
Additional compensation for administrators includes life insurance (approximately \$200 per year), a tax sheltered annuity (\$1,000 per year), and mileage stipends.

EXPENDITURES

Estimated Expenditures Per Pupil (Fiscal Year 2001-02)					
Total Expenditures			Expenditures Per Pupil		
Bishop's Peak	District	State	Bishop's Peak	District	State
1,469,651	64,119,168		4,899	6,776	6,719

TYPES OF SERVICES FUNDED

Types of services funded include instructional, transportation, operations, and administrative.



San Luis Coastal Unified School District

Mission Statement

The mission of San Luis Coastal Unified School District is to educate students to become self-sufficient individuals who are capable of making significant contributions to society and managing change in the culturally diverse world community.

The District guarantees to provide the highest quality programs and services possible in order to give all individuals the opportunity to realize their full intellectual, physical, create, emotional, and social potential.